




## Stack parking



## Puzzle parking



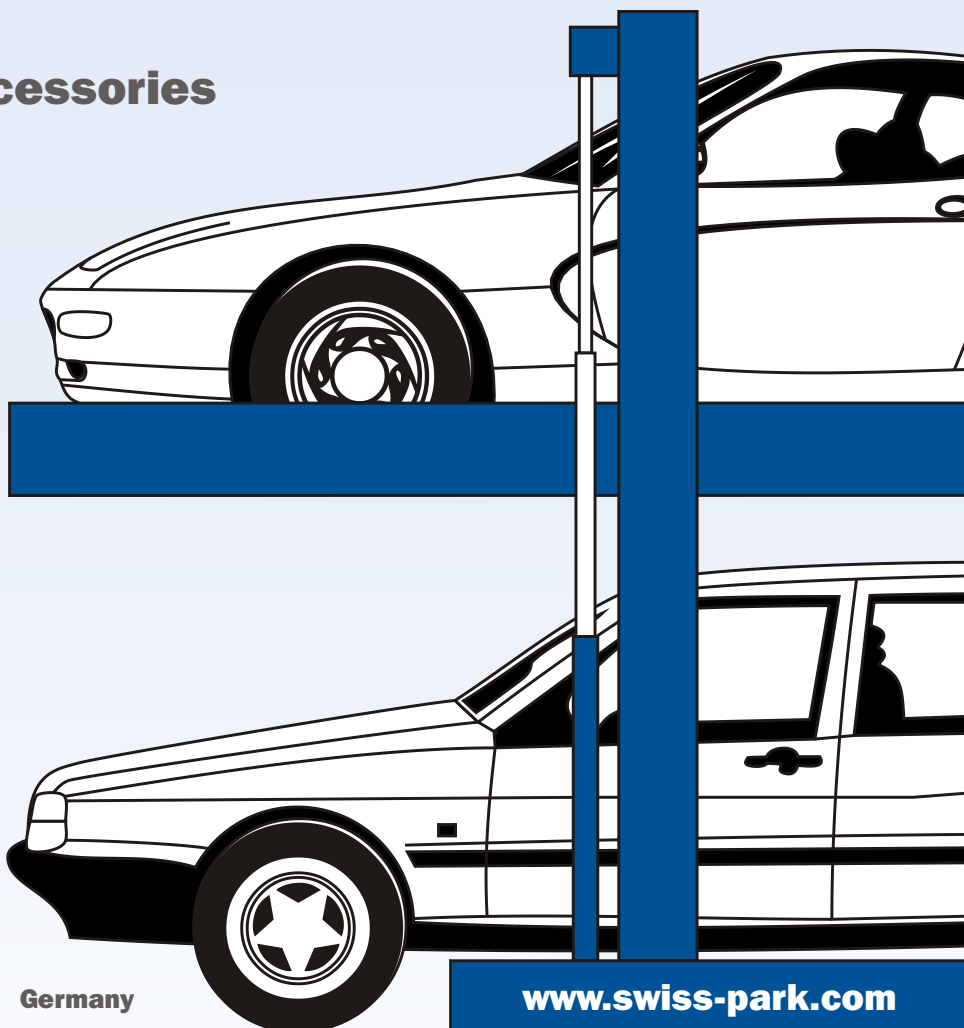
## Automatic parking

Pallet systems

Palletless system



## Accessories



### Switzerland

Via Pioda 12  
6900 Lugano

Tel. +41 (0)91 - 92 26 923  
Fax +41 (0)91 - 92 26 922  
Email [info@swiss-park.com](mailto:info@swiss-park.com)

### Germany

Im Obstgarten 9  
88213 Ravensburg

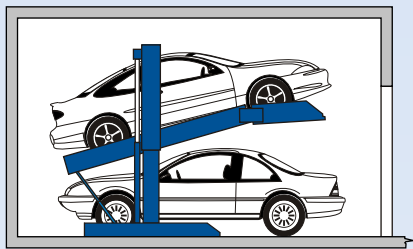
Tel. +49 (0)751 - 79 15 447  
Fax +49 (0)751 - 79 15 448  
Email [info@swiss-park.com](mailto:info@swiss-park.com)

[www.swiss-park.com](http://www.swiss-park.com)

**ALSING** d.o.o.

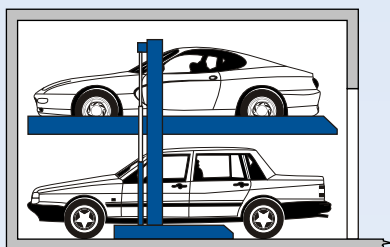
Avtomatizirani logistični sistemi  
Parkirni sistemi in Avtomatizacija betonarn  
[www.alsing.si](http://www.alsing.si)

BRNČIČEVA UL. 5, SI-1000 LJUBLJANA  
Tel.: 01 53 02 380, GSM: 051 440 536



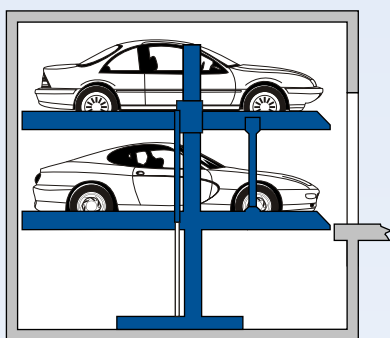
### swiss-park Junior

The **swiss-park Junior** is specially designed for garages with low ceiling height. The ideal car stacker to increase the number of car spaces in existing garages.



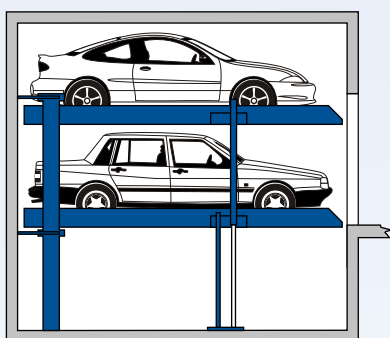
### swiss-park Comfort

The **swiss-park Comfort** can be used for indoor and outdoor installations. The best solution for valet parking, in apartment blocks, hotels, office buildings and private homes.



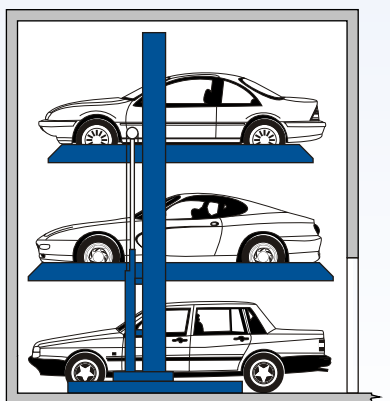
### swiss-park Classic

With the **swiss-park Classic**, access to both platforms is horizontal. The system can be delivered in three different heights with more clearance between the platforms, requiring, however, more room height and a deeper pit.



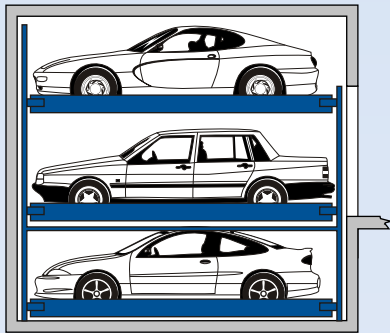
### swiss-park Exclusive

The **swiss-park Exclusive** system provides a more convenient access to the car. The supporting pole has been moved, providing more space for opening the vehicle doors.



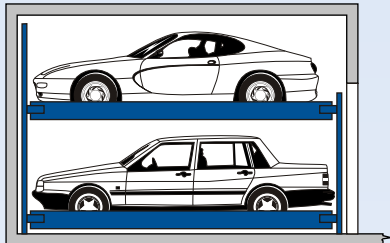
### swiss-park Triple

The **swiss-park Triple** is designed for outdoor installations or very high garages. Ideally for parking operators, car dealers or private garages.



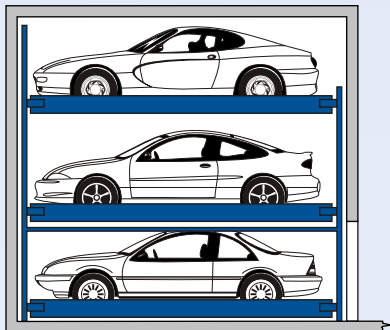
### swiss-park Pit system

The **swiss-park Pit system** is a semi automated 3 level system which makes best use of the room available. To remove a car from the upper platforms or from below ground, there is one empty space on the ground floor level. Upper and lower platforms move vertically only whereas the ground floor platforms can move horizontally only.




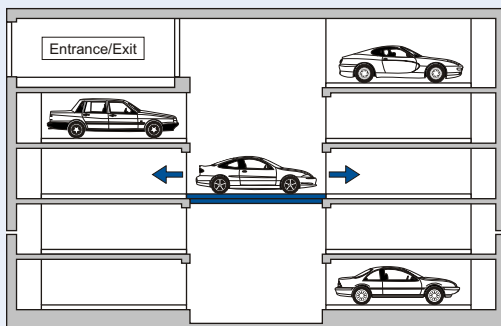
### swiss-park Double layer

The **swiss-park Double layer** is a very popular semi automated system with two levels above ground. The upper platforms can move vertically only, whereas the ground floor pallets can move on rails horizontally only.




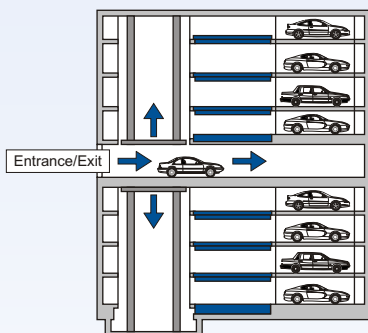
### swiss-park Triple layer

The **swiss-park Triple layer** is a semi automated system. Due to its height it is mainly used for outdoor operation. The system shown consists of three layers above ground, but can be delivered as 4 or 5 layer system as well.



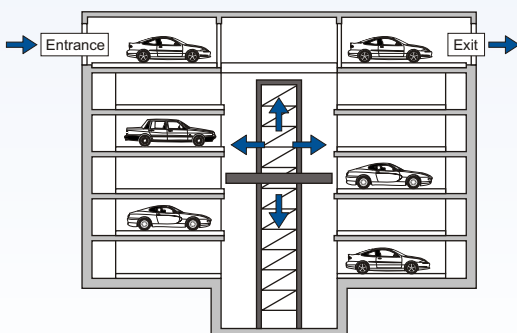
### swiss-park C-Type

The **swiss-park C-Type** is a fully automated system without pallets. The cars are lifted at its four tires. The central lift moving vertically and carries a shuttle system which can be released on each floor to store or retrieve the cars.



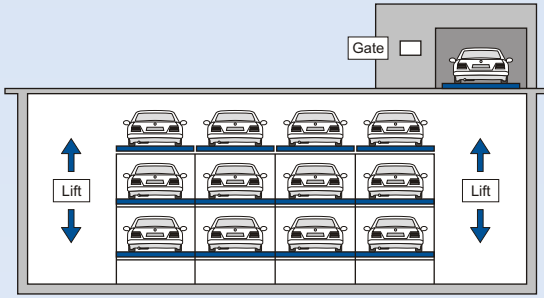
### swiss-park F-Type

The **swiss-park F-Type** is a high speed fully automated system without pallets with independent horizontal and vertical movements. Vertical moving lifts are serving independent shuttles on each floor.



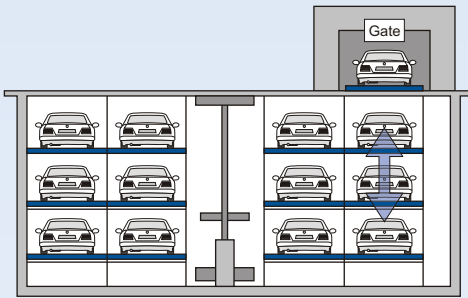
### swiss-park T-Type

The **swiss-park T-Type** is a fully automated system without pallets with a travelling tower. This travelling tower can move horizontal and vertical at the same time.



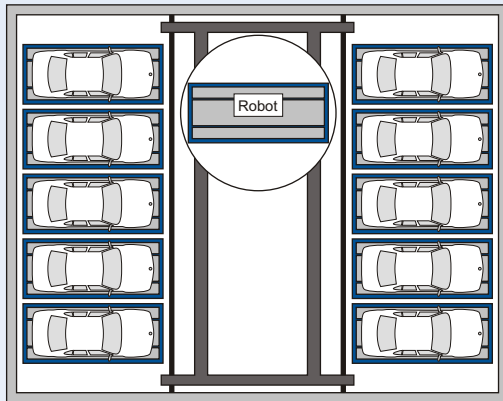
## swiss-park Loop system

The **swiss-park Loop system** is a fully automated system with pallets for small and mid size garages. The cars are on pallets which will be circled by two lift systems.



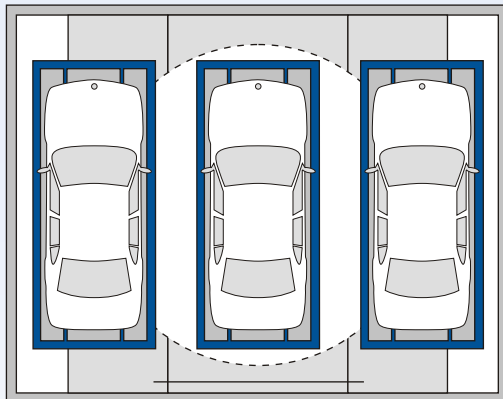
## swiss-park Shelf system L-Type

The **swiss-park L-Type** is a fully automated system with pallets where the cars are stored longitudinally to the lift aisle. The storage can be in single or double rows.



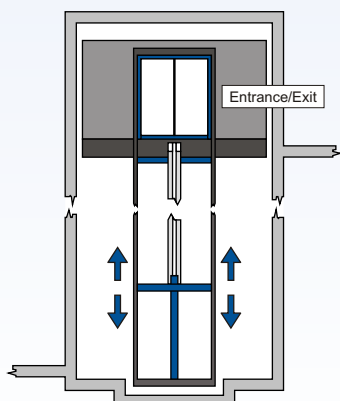
## swiss-park Shelf system Q-Type

The **swiss-park Q-Type** is a fully automated systems with pallets. The travelling tower is moving vertical and horizontal the same time.



## swiss-park Tower parking

The **swiss-park Tower parking** is designed for garages with a small footprint. The tower lift is moving vertically only.



## swiss-park Car lift

The **swiss-park Car lift** is used in conventional garages where no ramps can be used to reach other floors.